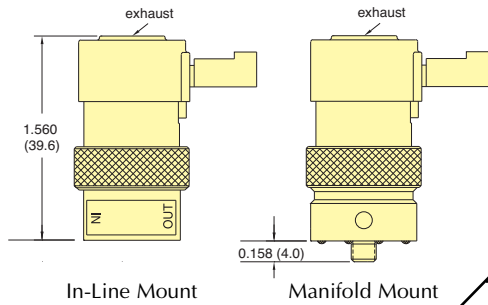
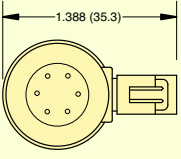

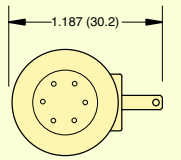

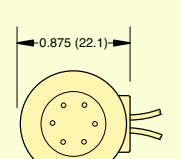

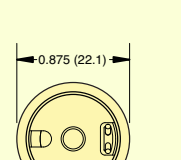

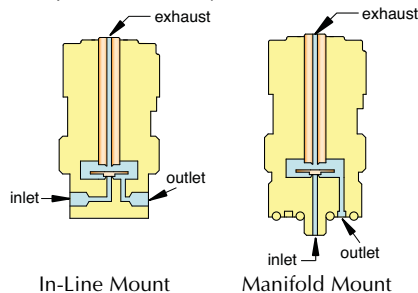


3-WAY NORMALLY-CLOSED VALVES, IN-LINE & MANIFOLD



		Pressure Range			Voltage		Part No.		
		Vac. to 105 psig +			Vac. to 50 psig		Vac. to 25 psig		
					12 VDC		24 VDC		
							In-Line Mount		
							Manifold Mount		
 1.388 (35.3)	 0.025" Pin Connector	•			•		<u>*EC-3-12</u>	<u>*EC-3M-12</u>	
		•			•	•	<u>*EC-3-24</u>	<u>*EC-3M-24</u>	
			•			•		<u>*EC-3-12-L</u>	<u>*EC-3M-12-L</u>
			•			•		<u>*EC-3-24-L</u>	<u>*EC-3M-24-L</u>
				•		•		<u>*EC-3-12-H</u>	<u>*EC-3M-12-H</u>
			•			•		<u>*EC-3-24-H</u>	
 1.187 (30.2)	 Spade Terminals	•			•		<u>*ET-3-12</u>	<u>*ET-3M-12</u>	
		•			•	•	<u>*ET-3-24</u>	<u>*ET-3M-24</u>	
			•			•		<u>*ET-3-12-L</u>	<u>*ET-3M-12-L</u>
			•			•		<u>*ET-3-24-L</u>	<u>*ET-3M-24-L</u>
				•		•		<u>*ET-3-12-H</u>	<u>*ET-3M-12-H</u>
			•			•		<u>*ET-3-24-H</u>	
 0.875 (22.1)	 Wire Leads Side (Radial)	•			•		<u>*EV-3-12</u>	<u>*EV-3M-12</u>	
		•			•	•	<u>*EV-3-24</u>	<u>*EV-3M-24</u>	
			•			•		<u>*EV-3-12-L</u>	<u>*EV-3M-12-L</u>
			•			•		<u>*EV-3-24-L</u>	<u>*EV-3M-24-L</u>
				•		•		<u>*EV-3-12-H</u>	<u>*EV-3M-12-H</u>
			•			•		<u>*EV-3-24-H</u>	
 0.875 (22.1)	 Wire Leads Top (Axial)	•			•		<u>*EW-3-12</u>	<u>*EW-3M-12</u>	
		•			•	•	<u>*EW-3-24</u>	<u>*EW-3M-24</u>	
			•			•		<u>*EW-3-12-L</u>	<u>*EW-3M-12-L</u>
			•			•		<u>*EW-3-24-L</u>	<u>*EW-3M-24-L</u>
				•		•		<u>*EW-3-12-H</u>	<u>*EW-3M-12-H</u>
			•			•		<u>*EW-3-24-H</u>	

- Medium:** Clean, dry air (40 micron filter)
- Power Consumption:** 0.67 watt (CR Series: 1.2 watt)
- Temperature Range:** 32 to 180°F (0 to 82°C), CR Series: 32 to 150°F (0 to 64°C)
- Response:** 5 to 10 milliseconds (nominal)
- Operating Range:** 90 to 150% of rated voltage (CR Series: ±10%)
- Ports:** #10-32 (M5 optional), in-line only



Valve Series (*)	Standard	Non-Standard
Standard	(blank)	
Oxygen Clean	O-	See Pages 173 & 174 for further information
Analytical Series**	A-	
Corrosion-Resistant (not std. on "EW")	CR-	
Options (add to end of Part No.)		
FKM Seals	-V	
EPR Seals		-E
Silicone Seals		-S
Diode		-D
Metric Ports (in-line)	-M5	

Pressure Range	Orifice	Air Flow
28" Hg Vac. to 105 psig <i>*call for special configurations</i>	0.025"	0.6 scfm @ 100 psig (17 l/min @ 7 bar)
28" Hg Vac. to 50 psig	0.040" (-L)	0.5 scfm @ 50 psig (14 l/min @ 3.5 bar)
28" Hg Vac. to 25 psig	0.060" (-H)	0.45 scfm @ 25 psig (13 l/min @ 1.8 bar)

Example Part No's:
ET-3-12-S
O-EW-3-24

See Page 175 for mounting options

** Available on manifold mount valves only